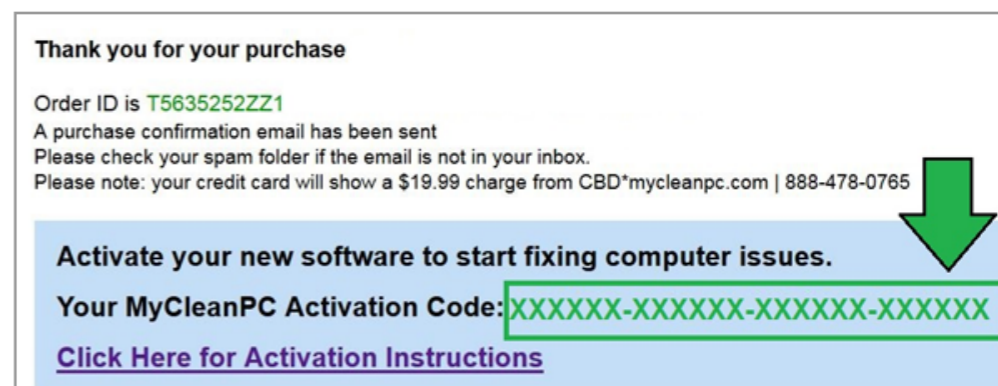


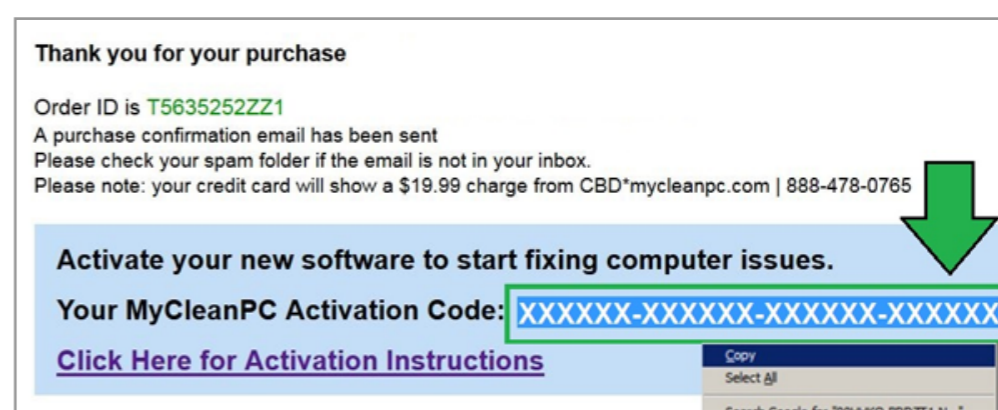


Activation Instructions for MyCleanPC PC Optimizer

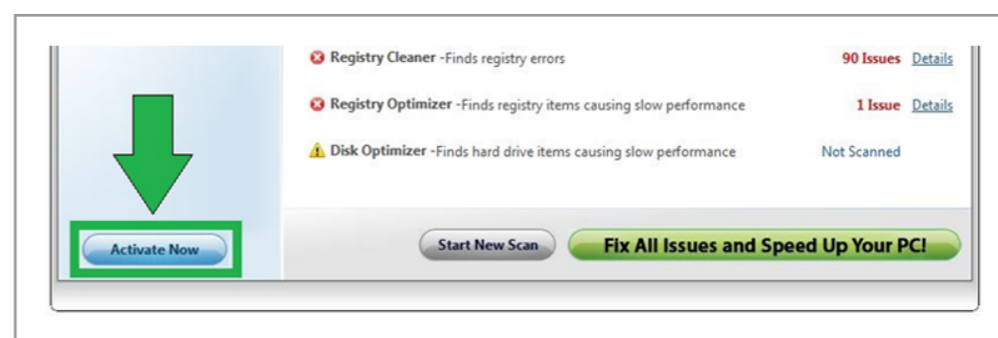
1 Locate your MyCleanPC activation code on the purchase confirmation page. If you've closed the confirmation page, you can get your activation code from your confirmation email, or by calling customer support at (877) 945-1001.



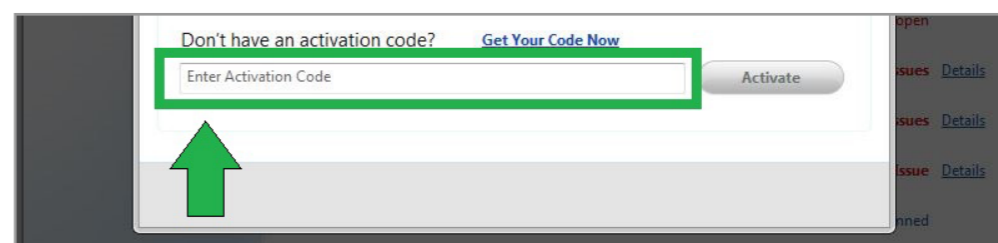
2 Copy the confirmation code by highlighting the entire code, right clicking, and selecting "copy".



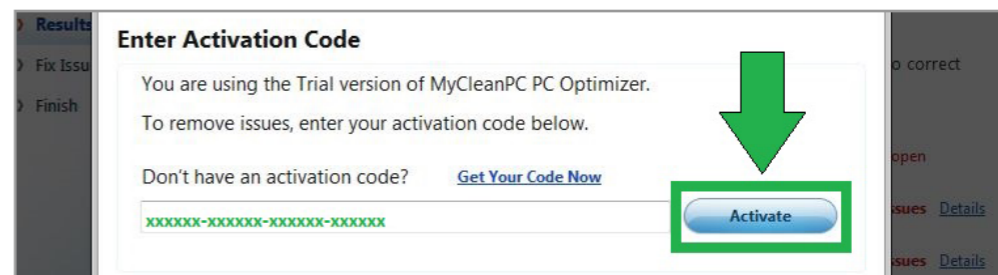
3 Open the MyCleanPC software scan results and click on the light blue "Activate Now" button in the bottom left corner.



4 The software will instruct you to enter your activation code. Right click and paste the activation code in the text bar.



5 Click on the "Activate" button to submit the code. (The "Activate" button will turn blue once you've entered your code.)



6 Once your code has been validated, MyCleanPC will ask if you'd like to "Fix Issues Later" or "Fix Issues Now". Click "Fix Issues Now" to remove all issues immediately. You can also click "Fix Issues Later" to quickly finish the process if you'd rather wait to remove the issues at a later time.

